



Recent Monetary & Economic Developments in Jordan

Output, Prices and Employment:

During the first quarter of 2017, real GDP at market prices, grew by 2.2 percent, against 2.3 percent during the same quarter of 2016. The Consumer Price Index increased during the first half of 2017 by 3.7 percent, compared to a contraction of 1.4 percent during the same period of 2016. Furthermore, the unemployment rate during the first quarter of 2017 amounted of 18.2 percent.



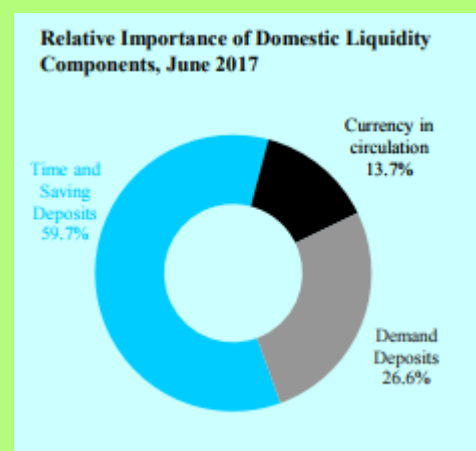
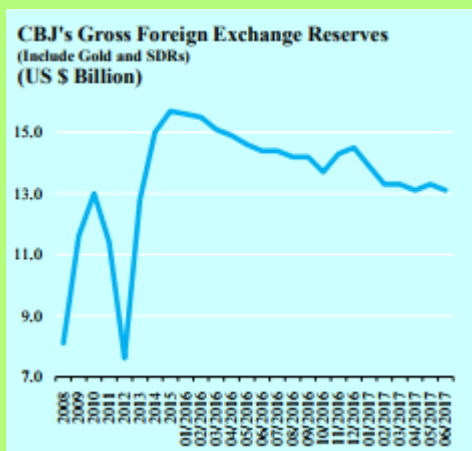
Quarterly Growth Rates of GDP at Market Prices 2015 - 2017

| | Q1 | Q2 | Q3 | Q4 | Percentages |
|-------------------------------|-----|-----|-----|-----|-------------|
| | | | | | Year |
| 2015 | | | | | |
| GDP at Constant Market Prices | 2.0 | 2.4 | 2.6 | 2.6 | 2.4 |
| GDP at Current Market Prices | 5.1 | 4.5 | 4.7 | 4.6 | 4.7 |
| 2016 | | | | | |
| GDP at Constant Market Prices | 2.3 | 1.9 | 1.8 | 2.0 | 2.0 |
| GDP at Current Market Prices | 3.8 | 3.2 | 2.6 | 2.7 | 3.0 |
| 2017 | | | | | |
| GDP at Constant Market Prices | 2.2 | - | - | - | - |
| GDP at Current Market Prices | 3.9 | - | - | - | - |

Monetary and Financial Sector:

The Central Bank of Jordan CBJ's gross foreign reserves (including gold and SDRs) amounted to US\$ 13,105.4 million at the end of the first half of 2017. This level of reserves covers around 7.4 months of the kingdom's imports of goods and services.

Domestic liquidity amounted to JD 32,880.7 million at the end of the first half of 2017, compared to JD 32,876.2 million at the end of 2016.



The outstanding balance of credit facilities extended by licensed banks amounted to JD 24,053.1 million at the end of the first half of 2017, compared to JD 22,905.8 at the end of 2016.

Total deposits at licensed banks amounted to JD 32,785.8 million at the end of the first half of 2017, compared to JD 32,900.0 million at the end of 2016.

The Share Price Index (SPI) weighted by the market capitalization of free float shares at Amman Stock Exchange (ASE) reached 2,167.4 points at the end of the first half of 2017, compared to JD 2,170.3 million at the end of 2016.

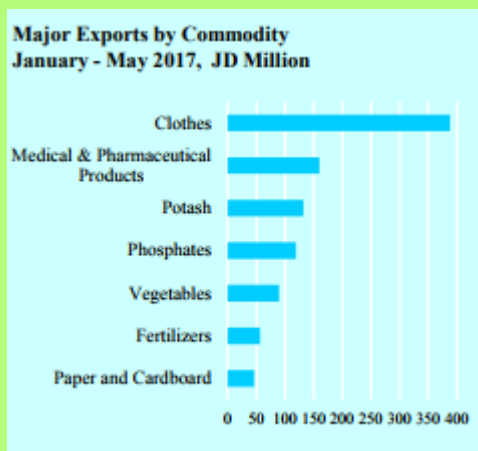
External Sector:

Total merchandize exports (domestic exports plus re-exports) increased by 0.9 percent in the first five months of 2017 to reach JD 2,070.6 million. Meanwhile, merchandize imports increased by 3.7 percent to reach JD 5,590.2 million. As a result, the trade balance deficit increased by 5.2 percent compared to the same period in 2016, to reach JD 3,879.6 million.

The preliminary data for the first half of 2017 showed an increase in travel receipts and payments by 14.5 percent and 12.3 percent respectively, compared to the same period of 2016. Moreover, total workers’ remittances receipts increased by 1.4 percent during the first half of 2017 compared to the same period in 2016.

The preliminary data for the balance of payments of the first quarter of 2017 displayed a decrease in the current account deficit to reach JD 788.2 million (12.1 percent of GDP) down from JD 1,026.5 million (16.4 percent of GDP) during the first quarter of 2016.

Meanwhile, the current account deficit excluding grants decreased to reach 13.5 percent of GDP compared with 18.1 percent of GDP during the first quarter of 2016. Moreover, net direct investment recorded an inflow of JD 338.7 million during the first quarter of 2017 compared to a net inflow of JD 372.2 million during the same period in 2016. Furthermore, the international investment position (IIP) registered a net obligation to abroad in an amount of JD 27,732.7 million at end of the first quarter of 2017 up form JD 26,763.7 million at the end of 2016.



Sources: Central Bank Of Jordan